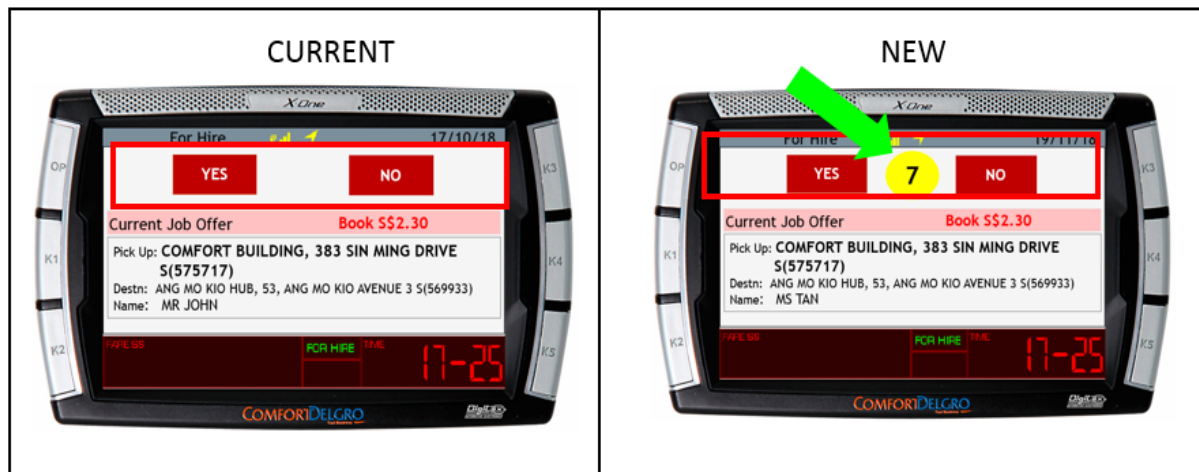


We are pleased to introduce new features and changes to the MDT (with effect from 4 Dec 2018, 5am) as part of our system enhancement for you.

## 1. COUNTER FOR AUTOBID JOBS

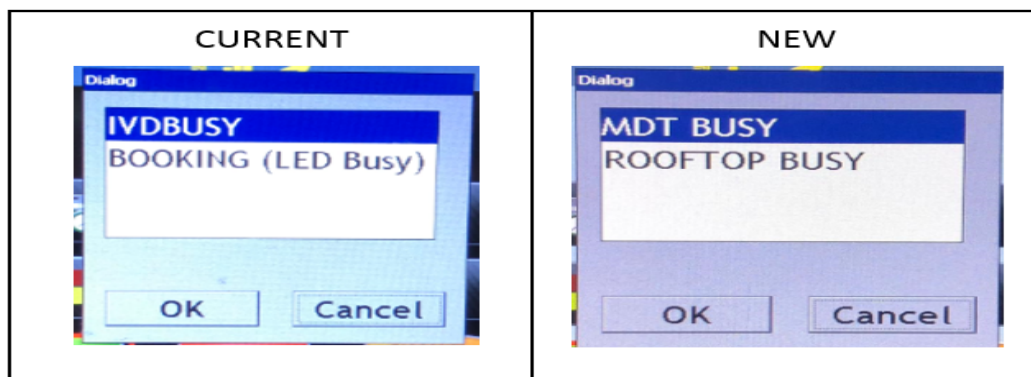
To alert you as to how much time you have to accept an Autobid job before it is offered to another cabby, a time counter (in seconds) will be displayed on the MDT when an AutoBid job is offered to you. (See picture on the right as shown below).



## 2. RENAMING THE ROOFTOP AND MDT BUSY BUTTONS

To prevent further confusion, we have renamed the “BUSY” sign for the taxi rooftop and the MDT differently as follows:

- a. “**IVD BUSY**” renamed “**MDT BUSY**” – With this option, the taxi rooftop sign will show “TAXI” but you will only receive street hail jobs and not current booking jobs.
- b. “**BOOKING (LED Busy)**” renamed “**ROOFTOP BUSY**” – With this option, the taxi rooftop sign will show “BUSY”. This means that you will not be taking street hail jobs but booking jobs will still be offered to you on your MDT.



### MDT and Taxi Rooftop Status

Current Name	New Name	MDT Status	Rooftop Display	Receives Job offer (Yes/ No)
IVD Busy	<b>MDT BUSY</b>	Busy	<b>TAXI</b>	No
BOOKING (LED Busy)	<b>ROOFTOP BUSY</b>	Free	<b>BUSY</b>	Yes

### 3. AUTOMATON OF CALLOUT TO PASSENGERS

#### Automation of Callout and Removal of “CALL” button

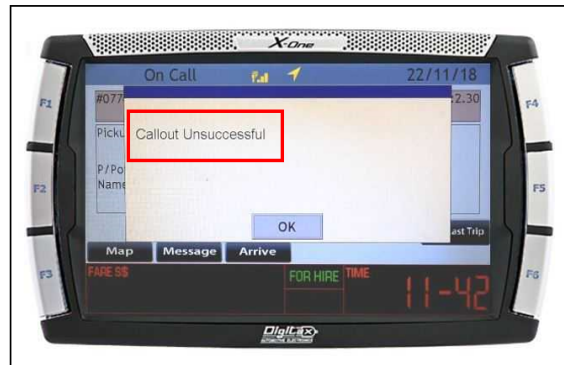
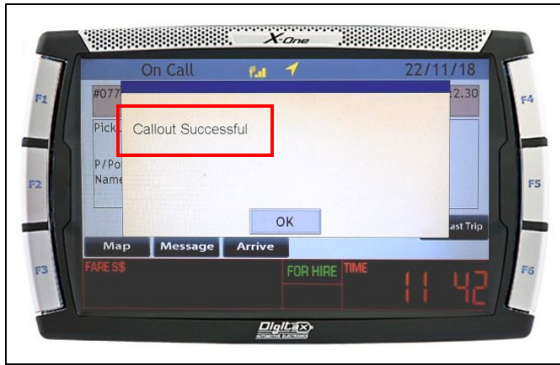
Passengers will now be notified by the system **automatically** if your taxi is about to reach the pick-up location. With this “Auto Callout”, the “CALL” button will no longer be displayed on your MDT (see picture below).



#### Successful and Unsuccessful Callout

When the system has successfully informed the passengers that your taxi is arriving, the message “**Callout Successful**” will be displayed on your MDT (see left picture).

Two attempts will be made to notify the passenger that your taxi is arriving. If both attempts fail, the system will display the message “**Callout Unsuccessful**” on your MDT (see right picture).

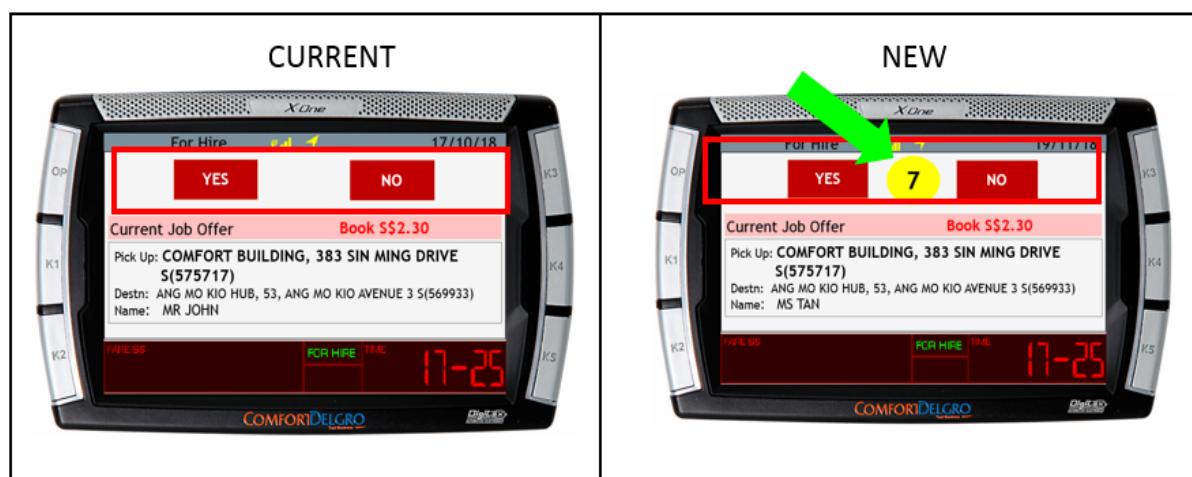


If the callout is unsuccessful, please continue to wait for your passenger until the "No Show" button appears. If there is still no sign of the passenger, you may proceed to activate passenger no show.

我们很高兴地推出以下新的功能和改进来强化我们的电召系统（于2018年12月4日上午5时生效）。

## 1. AUTOBID 电召工作的倒计时显示

为了在 Autobid 电召工作被重新提供给其他德士师傅之前提示您接受此工作所剩余的时间，我们设置了一个倒计时图标（以秒为单位），每当您收到 Autobid 电召工作时它就会显示在 MDT 上。（如右下图所示）。

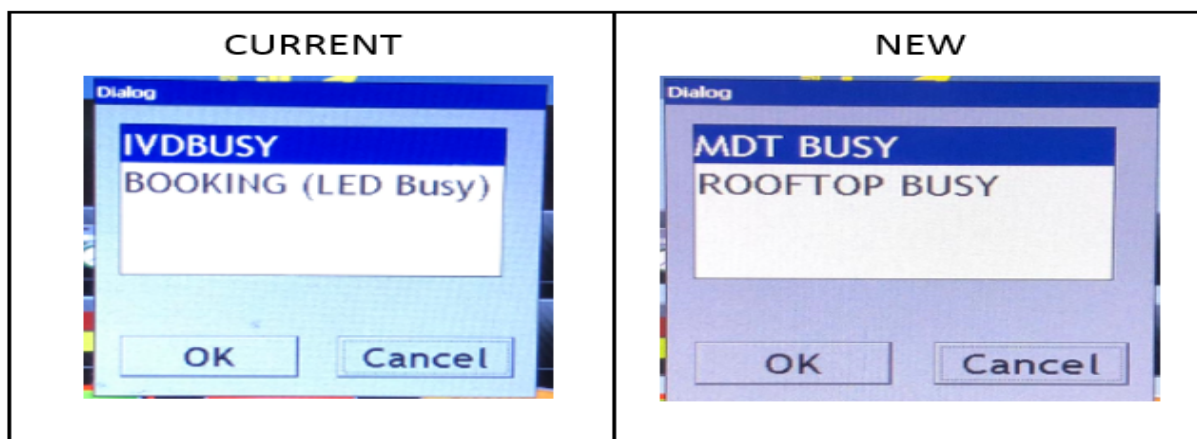


## 2. 为车顶灯显示和 MDT BUSY 按钮重命名

为了避免混淆，我们将德士车顶灯显示的“Busy”和 MDT 上的“Busy”图标重新命名如下：

- a. “**IVD BUSY**”重命名为“**MDT BUSY**” – 在此选项下，德士车顶灯将显示为“TAXI”，您将只会收到路边载客工作而不是即时电召工作。
- b. “**BOOKING (LED Busy)**”重命名为“**ROOFTOP BUSY**” – 选择此选项时，您的德士车顶灯将显示为“BUSY”，这表示您现在不接受路边载客工作，但系统仍将在 MDT 上为您提供电召工作。

### “Busy 状态” 选项重命名



### MDT 和德士车顶灯显示状态

当前名称	新名称	MDT 状态	车顶灯显示	接收电召工作 (是 / 否)
IVD Busy	<b>MDT BUSY</b>	Busy (忙碌)	<b>TAXI</b>	否
BOOKING (LED Busy)	<b>ROOFTOP BUSY</b>	Free (空闲)	<b>BUSY</b>	是

### 3. 自动呼叫搭客

#### “自动呼叫” 搭客 & 移除 “CALL” 按钮

如果德士即将到达上车地点，系统将自动通知搭客。有了这个“自动呼叫”功能，您的 MDT 上将不再显示“CALL”按钮（见下图）。



## 呼叫成功 & 呼叫失败

一旦搭客成功收到有关德士到达的通知信息，您的 MDT 上将显示 “**Callout Successful**”（见左下图）。

在两次尝试通知搭客关于德士到达的信息后，系统将在您的 MDT 上显示 “**Callout Unsuccessful**”（见右下图）。



如果自动呼叫失败，请继续等待您的搭客直到 “No Show” 按钮出现。此后，如果依然没有搭客的踪迹，您可以启用 “No Show” 按钮。