

Dear Cabbies,

Virtual Cabcharge

We are introducing a new payment method called **VIRTUAL CABCHARGE** – a cardless payment for our Cabcharge corporate customers. This new Cabcharge payment method is like Masterpass, there is no need to present the Cabcharge card making the payment process faster and more efficient.

Similar to all cashless transactions, the fares will be credited to your account by the next working day.

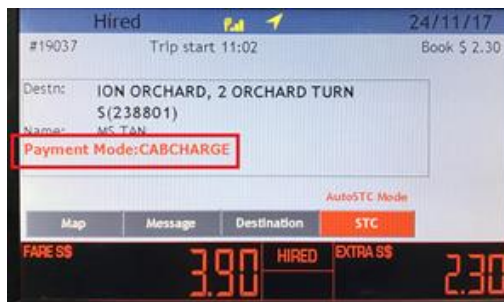
A one-minute training video is also available at Cabby Portal Cabby.cdgtaxi.com.sg in English and Mandarin.

How Does Virtual Cabcharge Work?

1. Passenger selects “Book A Taxi” or “Pay for Street Hail” on our taxi booking app, then select payment type as Cabcharge:

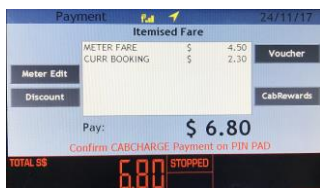


2. When accepting a Virtual Cabcharge booking, your MDT will reflect payment mode as ‘CABCHARGE’:



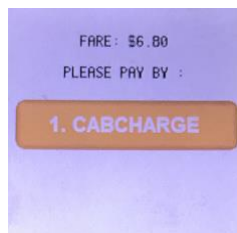
3. At the end of the trip:

The trip is paired to the payment method



When you stop the meter upon reaching destination, the MDT will ask you to confirm the payment by Cabcharge on the payment terminal.

Confirm Cabcharge on pinpad



Simply select Cabcharge on the payment terminal to process the payment.

Payment is approved



The word ‘Approved’ in green background will appear on your MDT.

If you have any query, you can email your feedback to dro@cdgtaxi.com.sg or SMS dro at 72009. Type in dro space followed by your feedback.

Yours sincerely,
Edwin Yeo
VP, Sales & Marketing